



TAYLOR'S MOBILE APP GUIDEBOOK



myTImeS

Taylor's Integrated e-Learning System



TAYLOR'S MOBILE



myTImeS MOBILE






TAYLOR'S MOBILE

Taylor's Mobile is your pocket companion for all things Taylor's. Lite and easy-to-use, the app allows you to access essential information on the fly.

Taylor's Mobile also provides you with convenient access to your Taylor's Student Email, Library services and myTIMeS Mobile.

Start your journey by selecting
"I'm a student"



1. Enter your **Student ID** as username.

2. **Password** is the same as your Student Email or Microsoft Office 365 Account.

Welcome Student

Student ID

.....

Login

?



HOME

The home screen is your personal dashboard that provides you quick access to important information about your study at Taylor's, featuring

[Class and Exam Timetable](#), [Attendance Marking](#), [Fees](#), [Academic Result](#) and [Online Module Registration](#).

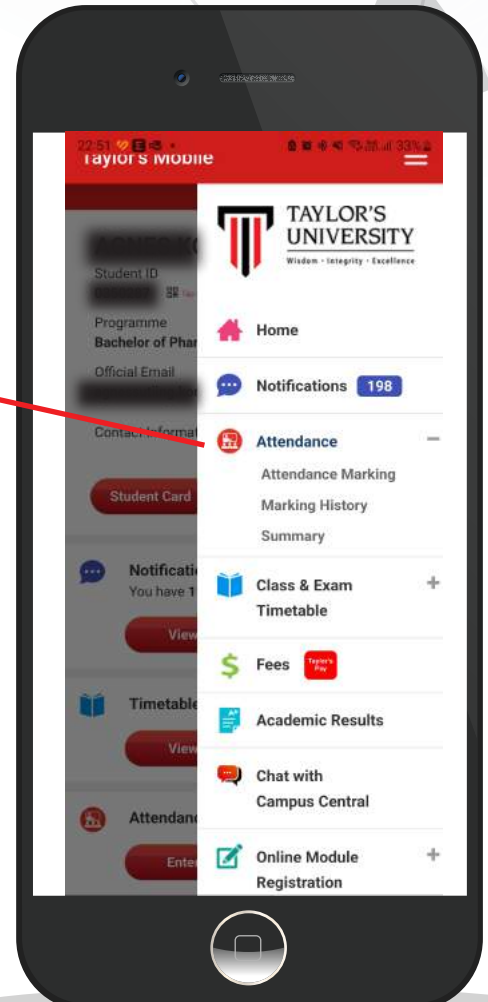
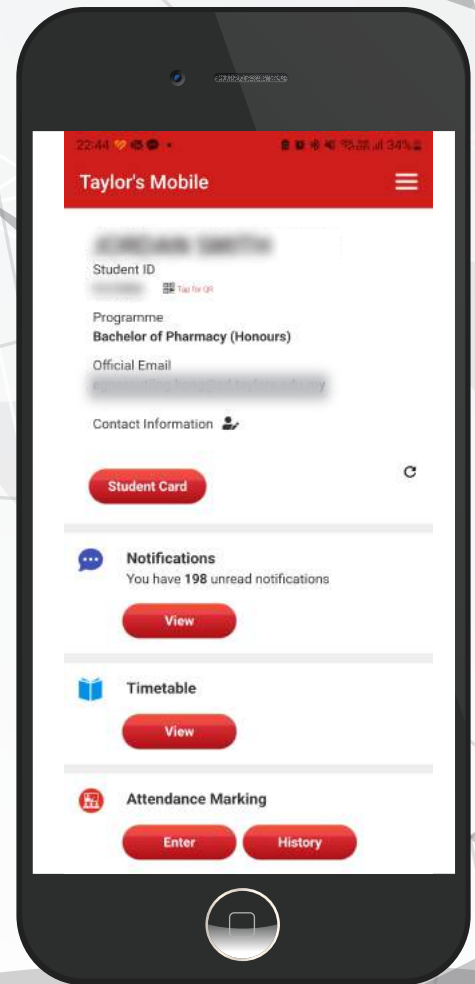


Tap on the menu button to access the other features the app has to offer.



ATTENDANCE

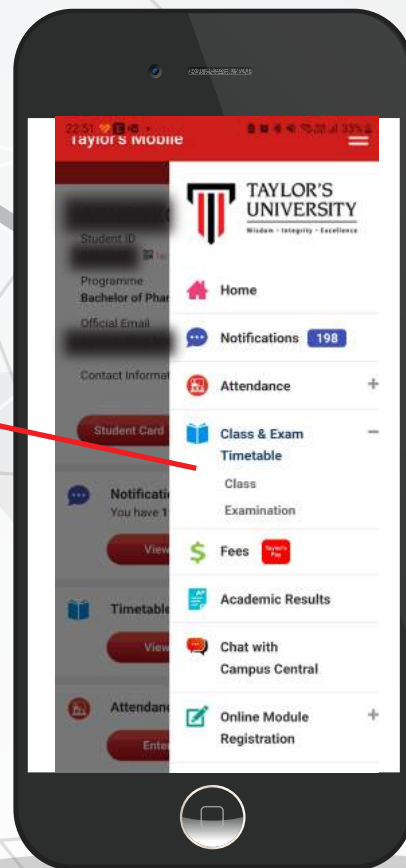
Mark and view your class attendance with just a few taps. Keep track of your progress and never miss a class.



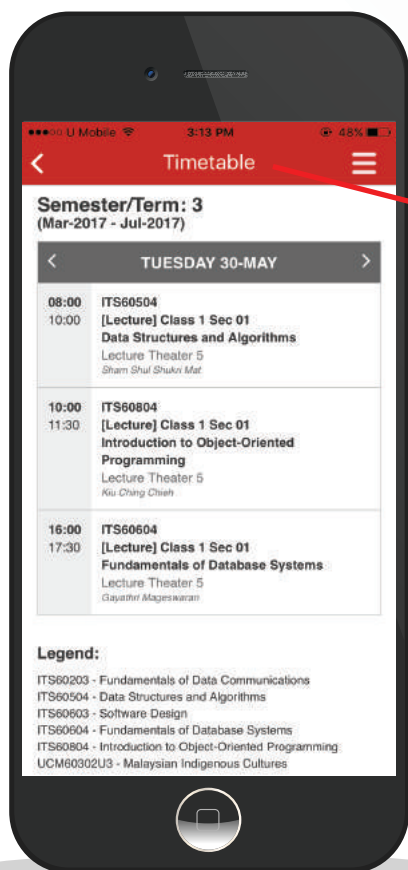


CLASS & EXAM TIMETABLE

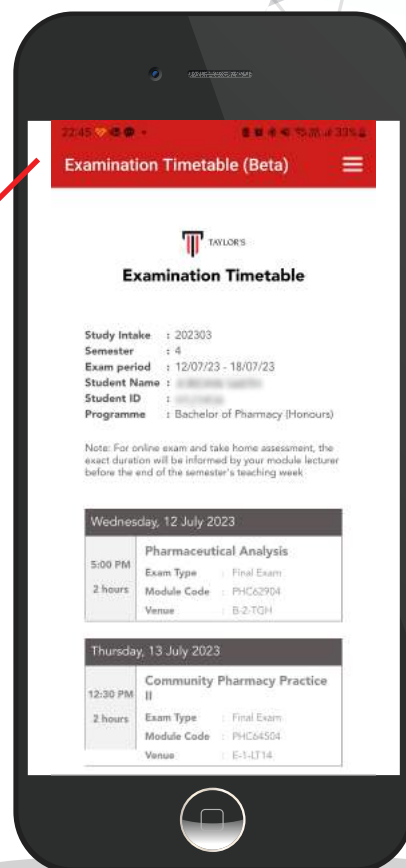
Easy access to your class and exam timetable.



Say goodbye to the confusion of paper schedules and stay organised on the go.



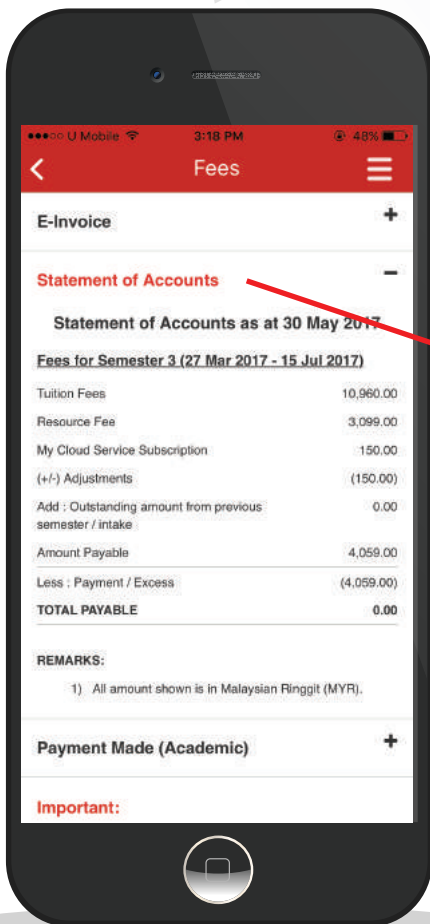
Never miss your exams. Access your exam timetable with just a click.





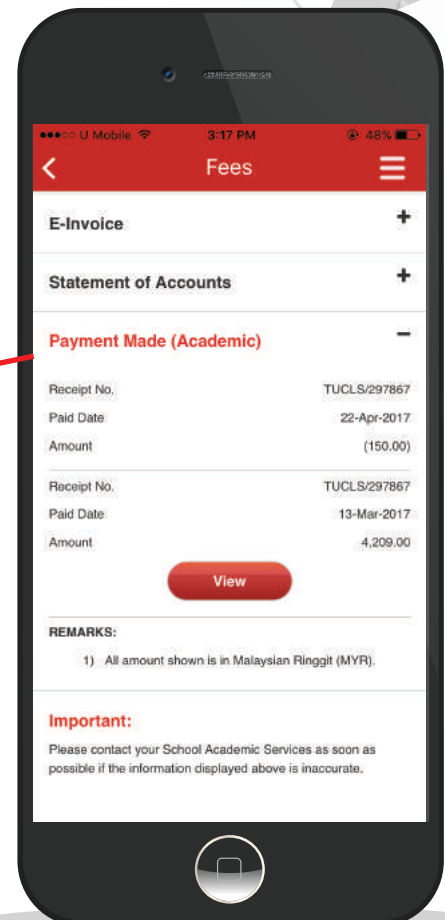
FEES

Get a heads-up on the fees that you need to pay. View your semester fees and payment instructions via **E-Invoice**.



Check your latest account statement and get details of your fees under **Statement of Account**.

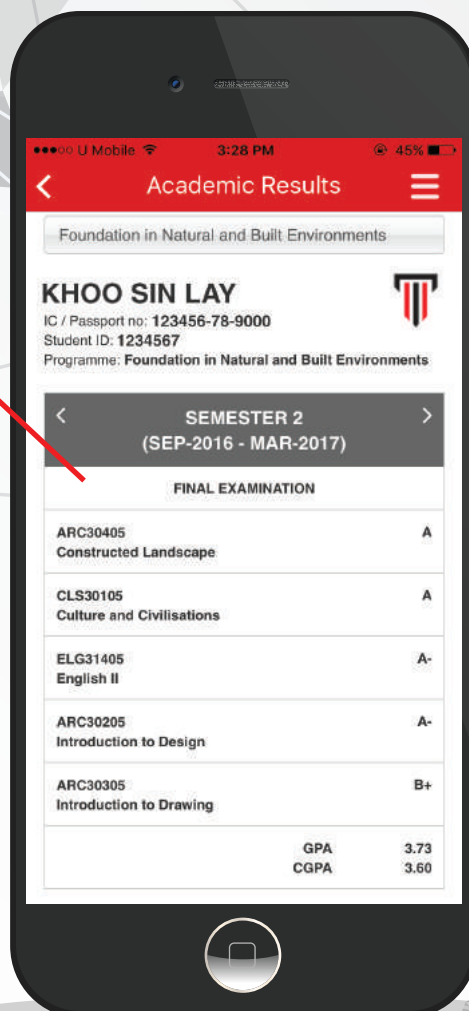
View all the payments that have been made via the **Payment Made** option.





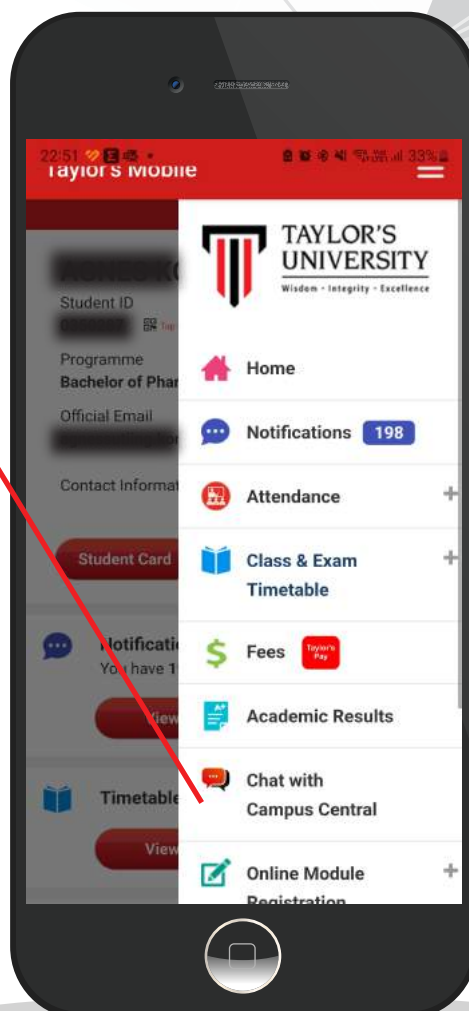
ACADEMIC RESULTS

Easily access your past and current **academic results** on your device.



CHAT WITH CAMPUS CENTRAL

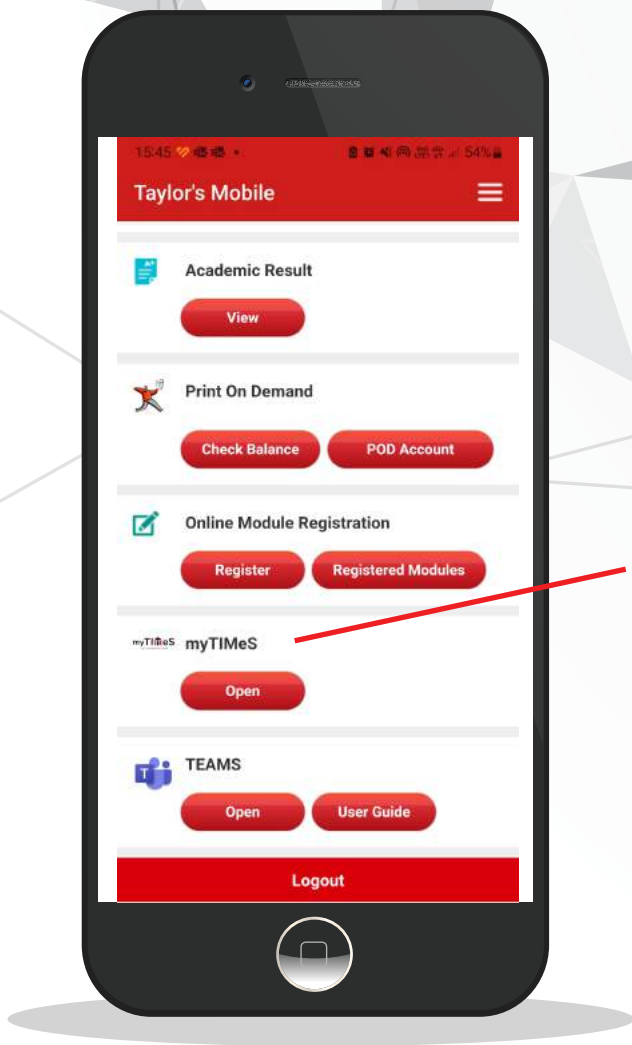
Need assistance? Our app connects you with Campus Central through live chat. Get instant support and guidance whenever you have a question or need help.





Keep updated with the latest bus schedule and routes.





myTIMeS

Taylor's Integrated e-Learning System

Access your modules in myTIMeS and learn while you are on-the-go with Taylor's myTIMeS App.

myTIMES Mobile

Taylor's Integrated e-Learning System



**LOGIN
PROCESS**

< > https://mytimes.taylors.edu.my Cancel

myTIMES
Taylor's Integrated e-Learning System

Log in using your account on:

Taylor's Microsoft Account

If you do not have a Taylor's Microsoft ID, login using username and password provided to you.

Username

Password

Forgotten your username or password?

Log in

☐ Remember username

1. Click on Taylor's Microsoft Account

< > https://login.microsoftonline.com Cancel

Microsoft

Sign in

Email address, phone number or Skype

No account? [Create one!](#)

[Can't access your account?](#)

Next

Sign-in options

[Terms of use](#) [Privacy & cookies](#) ...

2. Enter your Taylor's Student email and click Next

< > https://login.microsoftonline.com Cancel

← meiling.yun@sd.taylors.edu.my

Enter password

Password

[Forgotten my password](#)

Sign in

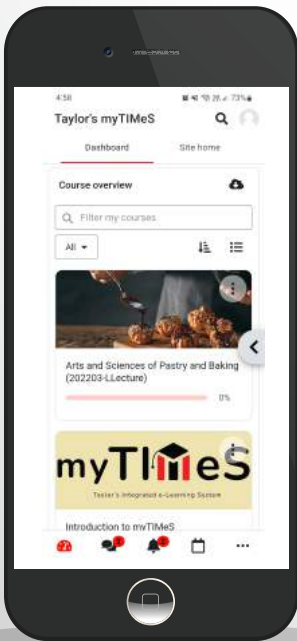
Welcome to Taylor's Education

[Terms of use](#) [Privacy & cookies](#) ...

3. Enter your password and click Sign in

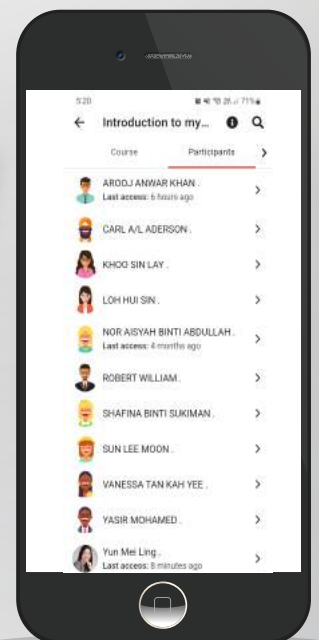
SEE YOUR MODULES AT A GLANCE

Your modules are listed with easy access to contents, participants, grades and notes. A useful filter field lets you find a particular course quickly.



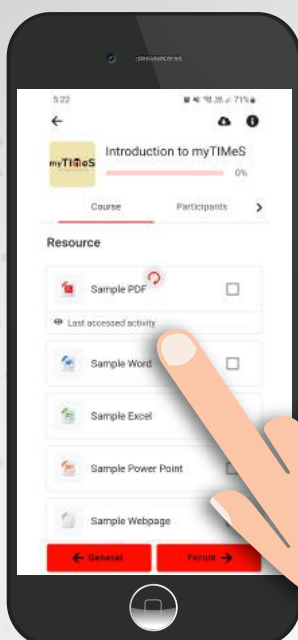
CONNECT WITH COURSE PARTICIPANTS

Infinite scrolling improves access to the participant view, with the complete user profile now displayed and available from every page.



PULL TO REFRESH

Most screens will allow you to pull to refresh, improving the real-time participation experience.



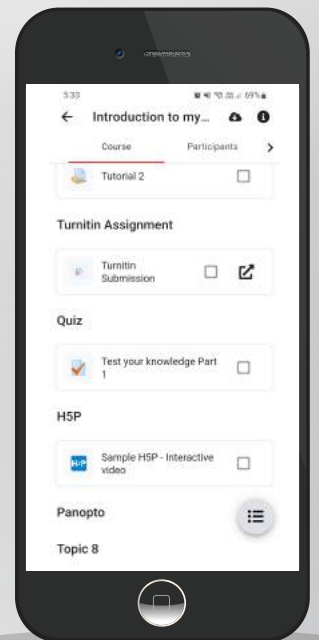
EASILY ACCESS MODULE CONTENT

View activities in the module and download materials for offline use. Work through Books and IMS Content packages directly in the app. The downloading status of resources is preserved even when changing sections or pages.



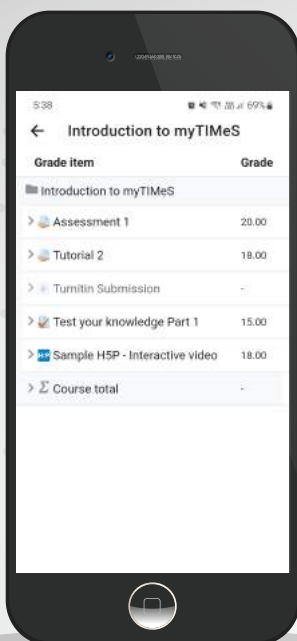
ACTIVITY COMPLETION

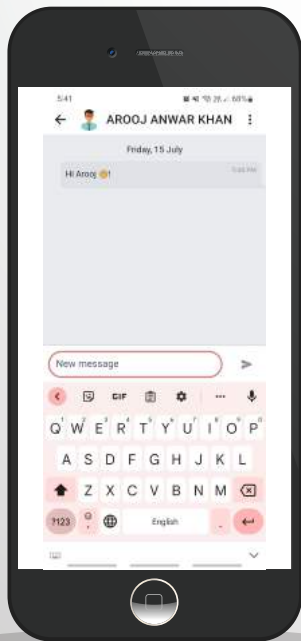
Track progress from your device with Activity completion. Automatic completion is registered, and students can also manually mark a task complete on their mobile.



GRADES AND GRADING

A Grade link for each module gives you fingertip access to the gradebook.



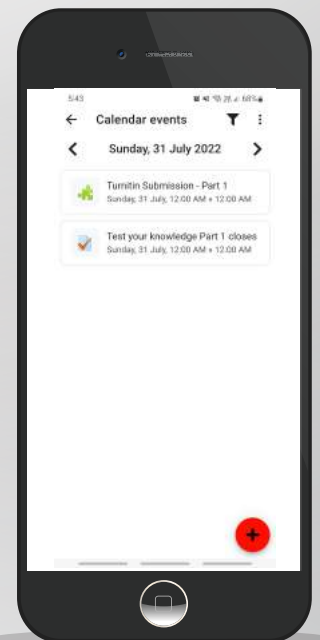


MESSAGE PARTICIPANTS

Send and view private messages to your lecturers and friends from the Messages link in the side tab.

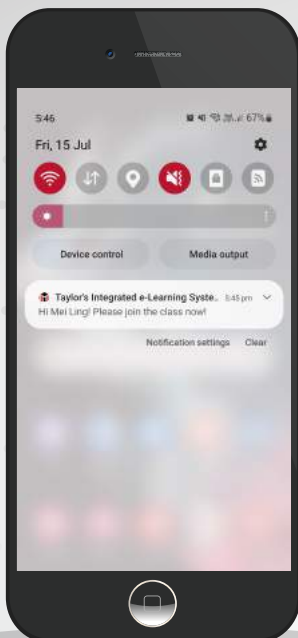
CALENDAR EVENTS

Site, course and user events can be viewed in the calendar. Calendar events can now be viewed offline and infinite scrolling is available.



NOTIFICATIONS

Keep up to date with notifications. The app supports most of the activities on the module sites such as calendar events, messages. Forum posts and submitted assignment.



DOWNLOAD NOW!



TAYLOR'S MOBILE



myTIMeS MOBILE



CONTACT US!

Taylor's Mobile & myTIMeS Mobile Support

If you have problems related to Taylor's Mobile or myTIMeS Mobile, please log on to <https://servicedesk.taylors.edu.my>.

Login

User name Password

Note: Please use the same login ID and password that you use to access your computers

This Service Desk Management System allows you to:

- log and submit your requests online
- track the progress of your current requests
- view your past service requests

[User Guide](#)

[Troubleshooting Guide](#)



This guide contains information which is current and accurate as of 30 June 2023. Please be advised that changes in circumstances after this date may bear upon the accuracy or timeliness of the information. Taylor's reserves the right to amend or withdraw any information described in this guide without notice. Students are responsible for verifying information that pertains to them by contacting Taylor's.